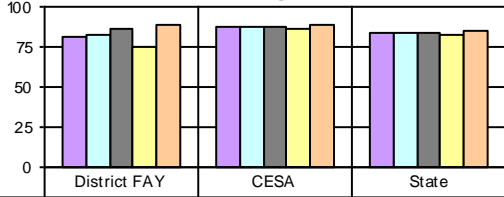


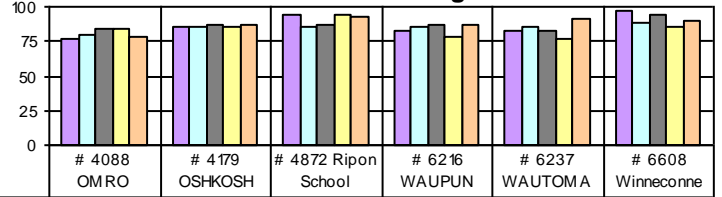
**CESA # 6 and District Comparisons - WKCE Proficiency Grade: 8**  
 All Students (FAY) - Proficiency Scores - Percentage Proficient and Advanced

**Reading**



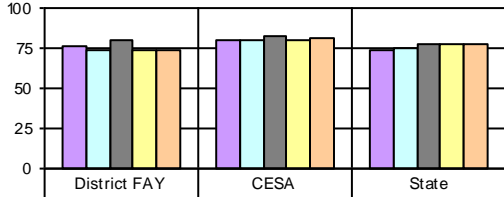
Year / Enrolled	District FAY	CESA	State
2006-07 / Enrolled: 107	81.3	86.9	83.2
2007-08 / Enrolled: 123	82.1	88	83.6
2008-09 / Enrolled: 102	86.3	87.2	83.9
2009-10 / Enrolled: 101	75.2	86.3	83.1
2010-11 / Enrolled: 105	88.6	88.2	85.6

**Reading**



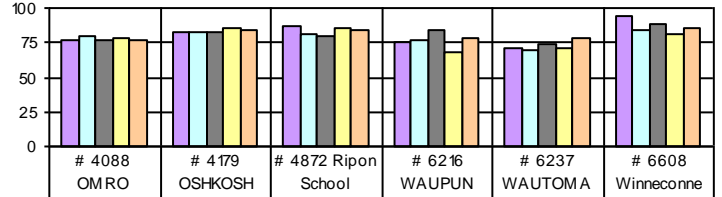
Year	# 4088 OMRO	# 4179 OSHKOSH	# 4872 Ripon School	# 6216 WAUPUN	# 6237 WAUTOMA	# 6608 Winneconne
2006-07	77.1	85.4	94.1	82.3	82.8	97.7
2007-08	80.2	86.1	85.5	86.2	86.2	88.6
2008-09	84.1	87.2	86.7	86.7	81.9	94.3
2009-10	83.5	86.1	93.8	77.9	76.1	85.7
2010-11	78.2	87	93.4	87	90.6	90.3

**Mathematics**



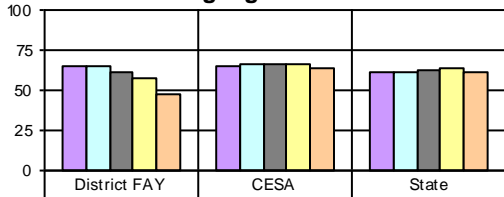
Year / Enrolled	District FAY	CESA	State
2006-07 / Enrolled: 107	75.7	80.3	74.1
2007-08 / Enrolled: 123	74	80.5	74.4
2008-09 / Enrolled: 102	80.4	82.1	77.5
2009-10 / Enrolled: 101	73.3	80.2	77.1
2010-11 / Enrolled: 105	74.3	81.6	77.4

**Mathematics**



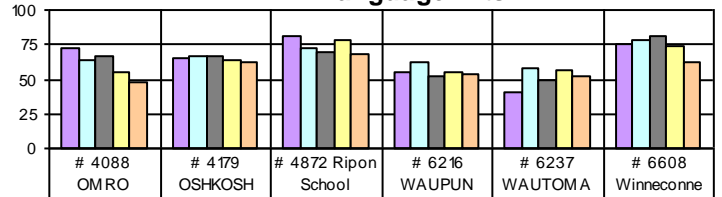
Year	# 4088 OMRO	# 4179 OSHKOSH	# 4872 Ripon School	# 6216 WAUPUN	# 6237 WAUTOMA	# 6608 Winneconne
2006-07	77.1	82.6	86.4	75.4	70.7	93.8
2007-08	80.2	83.1	81.8	77.4	70.2	83.7
2008-09	76.8	83.1	80	83.5	73.4	87.7
2009-10	78.4	85.8	86.1	67.6	70.7	81
2010-11	77	84.1	83.9	77.9	77.6	85.4

**Language Arts**



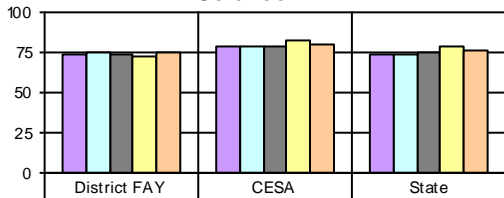
Year / Enrolled	District FAY	CESA	State
2006-07 / Enrolled: 107	65.4	65.2	61.2
2007-08 / Enrolled: 123	65	66	61.8
2008-09 / Enrolled: 102	61.8	65.8	62.1
2009-10 / Enrolled: 101	57.4	66.5	63.7
2010-11 / Enrolled: 105	47.6	63.6	61.2

**Language Arts**



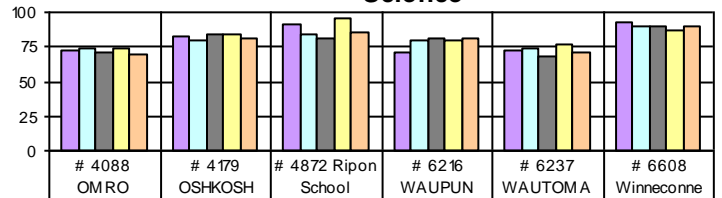
Year	# 4088 OMRO	# 4179 OSHKOSH	# 4872 Ripon School	# 6216 WAUPUN	# 6237 WAUTOMA	# 6608 Winneconne
2006-07	72.9	64.8	80.5	55.4	40.4	75
2007-08	63.2	66	72.7	61.6	58.5	78
2008-09	67.1	66.4	69.6	51.9	48.9	81.1
2009-10	55.7	63.3	78.5	55.2	56.5	73.3
2010-11	48.3	62.1	68.6	54.2	51.8	62.1

**Science**



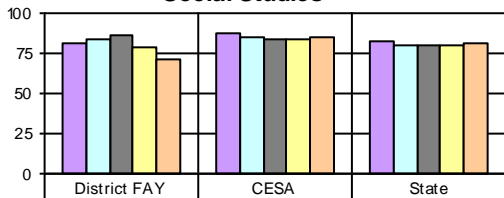
Year / Enrolled	District FAY	CESA	State
2006-07 / Enrolled: 107	73.8	78.7	74.1
2007-08 / Enrolled: 123	74.8	79.2	73.6
2008-09 / Enrolled: 102	73.5	79.3	74.7
2009-10 / Enrolled: 101	72.3	82.7	79
2010-11 / Enrolled: 105	75.2	79.8	76.3

**Science**



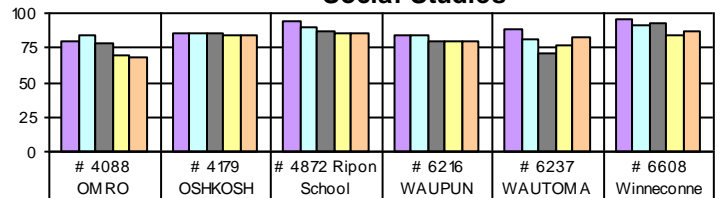
Year	# 4088 OMRO	# 4179 OSHKOSH	# 4872 Ripon School	# 6216 WAUPUN	# 6237 WAUTOMA	# 6608 Winneconne
2006-07	72.9	82.5	91.5	71.5	72.7	93
2007-08	74.5	80	84.5	79.2	73.4	89.4
2008-09	70.7	83.9	80.7	81.6	68.1	89.6
2009-10	74.2	83.6	95.1	79.3	77.2	86.7
2010-11	69	81.1	85.4	81.7	70.6	90.3

**Social Studies**



Year / Enrolled	District FAY	CESA	State
2006-07 / Enrolled: 107	81.3	86.9	82.1
2007-08 / Enrolled: 123	83.7	84.7	80.1
2008-09 / Enrolled: 102	86.3	83.9	79.7
2009-10 / Enrolled: 101	78.2	84.1	80
2010-11 / Enrolled: 105	71.4	85	80.9

**Social Studies**



Year	# 4088 OMRO	# 4179 OSHKOSH	# 4872 Ripon School	# 6216 WAUPUN	# 6237 WAUTOMA	# 6608 Winneconne
2006-07	80.2	86	94.1	83.8	88.9	95.3
2007-08	84	85.1	90	84.3	80.9	91.9
2008-09	78	84.9	86.7	79.1	71.3	93.4
2009-10	70.1	84.4	86.1	79.3	76.1	83.8
2010-11	67.8	83.7	86.1	80.2	82.4	86.4

\*Note: WKCE scores do not include WAA