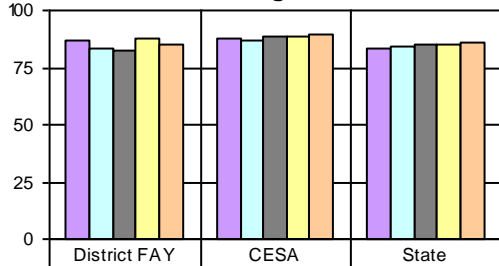


434 Berlin School District

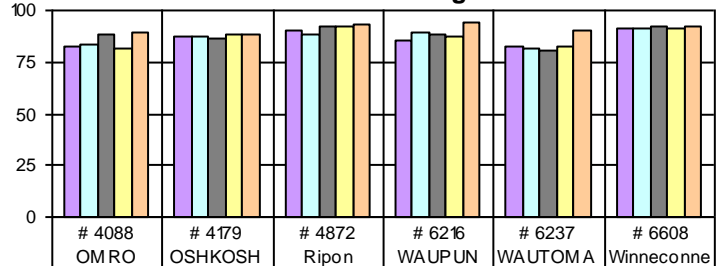
CESA # 6 and District Comparisons - WKCE Proficiency Grade: 7
 All Students (FAY) - Proficiency Scores - Percentage Proficient and Advanced

Reading



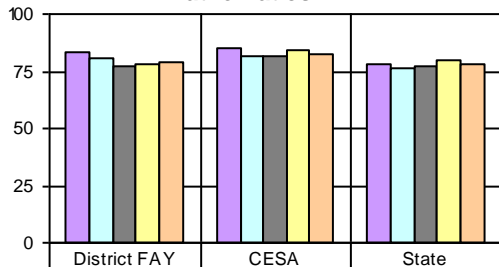
2006-07 / Enrolled: 120	86.7	87.9	83.6
2007-08 / Enrolled: 98	83.7	87.2	84
2008-09 / Enrolled: 96	82.3	88.2	84.8
2009-10 / Enrolled: 100	88	88.9	85.4
2010-11 / Enrolled: 106	84.9	89.4	85.8

Reading



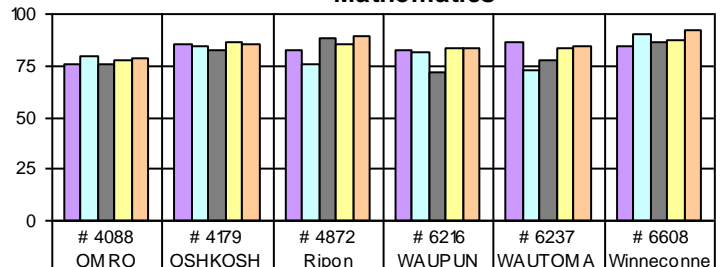
2006-07	83	87.1	90.4	85.4	83	91.1
2007-08	83.1	86.9	88.5	89.7	81.3	90.8
2008-09	88	86.6	92.2	88.4	80.2	92.5
2009-10	81.4	88.5	91.8	86.9	82.1	91.1
2010-11	89.7	88.8	92.9	94	90.6	91.9

Mathematics



2006-07 / Enrolled: 120	83.3	84.8	78.2
2007-08 / Enrolled: 98	80.6	81.5	75.9
2008-09 / Enrolled: 96	77.1	81.4	77.2
2009-10 / Enrolled: 100	78	84.6	80
2010-11 / Enrolled: 106	79.2	82.8	78.3

Mathematics



2006-07	75.5	85.1	82.6	82.2	86.2	84.6
2007-08	79.8	84	76.2	81.4	72.5	89.9
2008-09	76.1	82.3	87.9	72.1	78	86.8
2009-10	77.9	86.5	85.1	83.8	83.3	87.1
2010-11	78.4	85.8	89.4	83.8	84.4	91.9