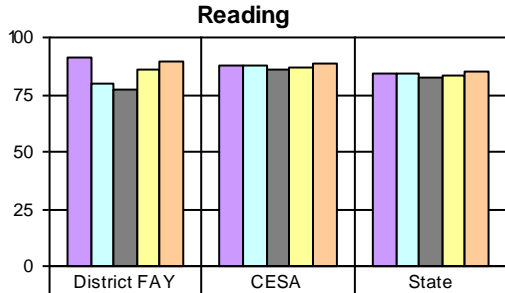
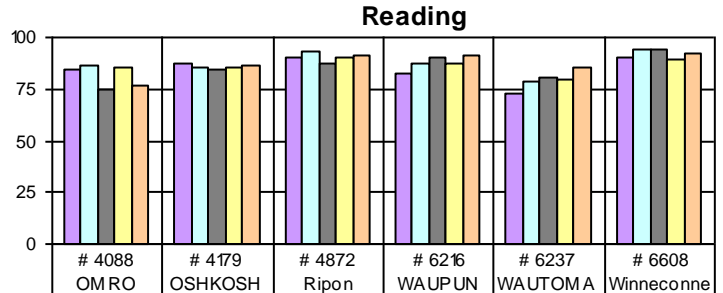


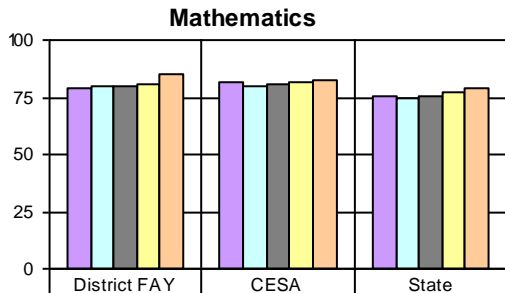
CESA # 6 and District Comparisons - WKCE Proficiency Grade: 6
 All Students (FAY) - Proficiency Scores - Percentage Proficient and Advanced



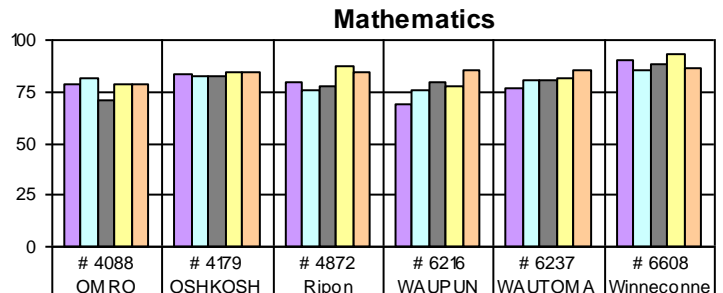
2006-07 / Enrolled: 101	91.1	87.5	84.2
2007-08 / Enrolled: 93	79.6	88	84.1
2008-09 / Enrolled: 98	77.6	85.8	82.5
2009-10 / Enrolled: 107	86	87.2	83.5
2010-11 / Enrolled: 102	89.2	88.9	85.3



2006-07	84.9	87.4	90	82.5	73	90.3
2007-08	86.5	85.5	93	87.1	78.3	93.9
2008-09	74.7	84.7	87.4	89.9	80.2	94.1
2009-10	85.1	85.7	90.3	87.7	79.8	89.2
2010-11	76.9	86.3	91.4	91.7	85.1	92.4



2006-07 / Enrolled: 101	79.2	81.6	75.2
2007-08 / Enrolled: 93	79.6	80.1	74.9
2008-09 / Enrolled: 98	79.6	80.9	75.6
2009-10 / Enrolled: 107	80.4	82	77.2
2010-11 / Enrolled: 102	85.3	82.8	78.9



2006-07	79.1	83.4	79.2	68.8	76.4	90.3
2007-08	82	82.4	75.4	75.5	80.4	85.7
2008-09	71.3	82.2	77.2	79.9	80.2	88.2
2009-10	78.7	84.5	87.6	77.2	81.7	92.8
2010-11	78.8	84.4	84.4	85.1	85.1	86.7

*Note: WKCE scores do not include WAA