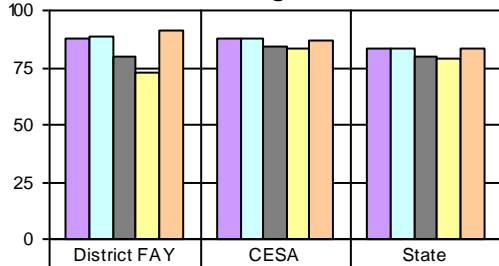


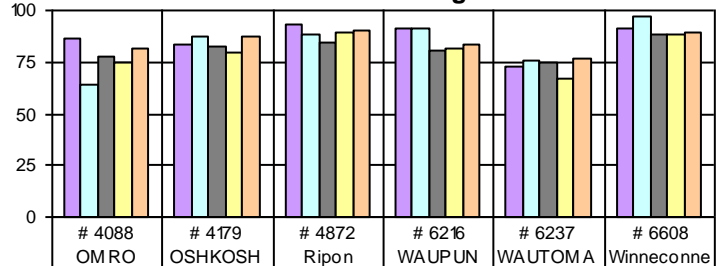
**CESA # 6 and District Comparisons - WKCE Proficiency Grade: 5**  
 All Students (FAY) - Proficiency Scores - Percentage Proficient and Advanced

**Reading**



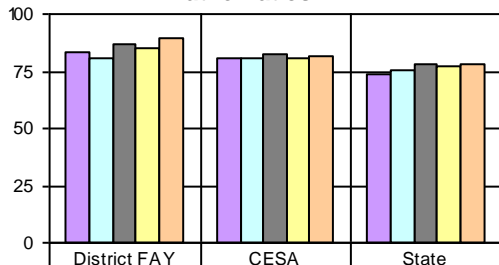
	District FAY	CESA	State
2006-07 / Enrolled: 91	87.9	87.3	83.1
2007-08 / Enrolled: 97	88.7	87.8	83.4
2008-09 / Enrolled: 104	79.8	84.4	80.2
2009-10 / Enrolled: 102	72.5	83.2	79.3
2010-11 / Enrolled: 95	91.6	87.1	83.5

**Reading**



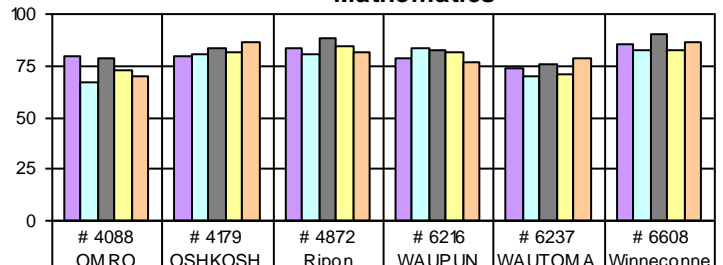
	# 4088 OMRO	# 4179 OSHKOSH	# 4872 Ripon	# 6216 WAUPUN	# 6237 WAUTOMA	# 6608 Winneconne
2006-07	86.2	83.5	93	91	72.5	91.7
2007-08	64.3	87.5	88.8	91.4	75.7	97
2008-09	77.3	82.8	84.5	80.4	74.5	88
2009-10	75	79.4	89.8	81.4	67.4	88.6
2010-11	81.9	87.7	90.6	83.1	76.5	89

**Mathematics**



	District FAY	CESA	State
2006-07 / Enrolled: 91	83.5	80.5	74.1
2007-08 / Enrolled: 97	80.4	80.7	75.2
2008-09 / Enrolled: 104	86.5	82.7	77.7
2009-10 / Enrolled: 102	85.3	80.9	77.3
2010-11 / Enrolled: 95	89.5	81.4	78.4

**Mathematics**



	# 4088 OMRO	# 4179 OSHKOSH	# 4872 Ripon	# 6216 WAUPUN	# 6237 WAUTOMA	# 6608 Winneconne
2006-07	79.8	79.8	83.1	78.4	73.6	85.4
2007-08	66.7	80.7	80.8	83.6	70.3	83
2008-09	78.4	83.6	88.2	82.1	75.5	90.7
2009-10	73.1	81.7	84.3	81.4	70.9	82.9
2010-11	70.2	86	81.2	77	78.6	86.2