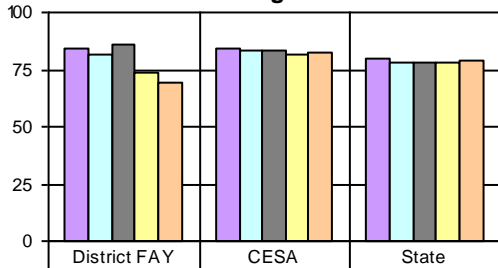


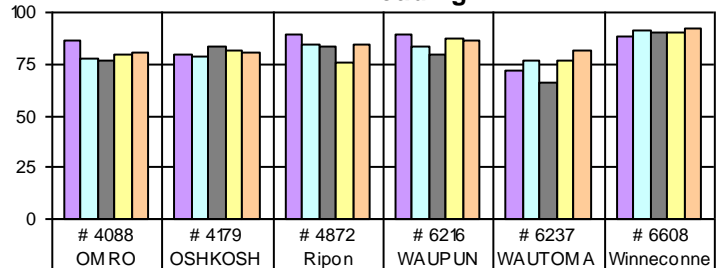
CESA # 6 and District Comparisons - WKCE Proficiency Grade: 3
 All Students (FAY) - Proficiency Scores - Percentage Proficient and Advanced

Reading



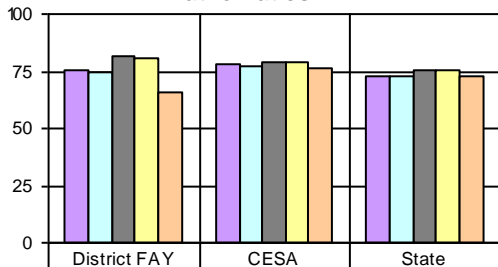
	District FAY	CESA	State
2006-07 / Enrolled: 103	84.5	84.2	79.9
2007-08 / Enrolled: 98	81.6	83.2	78.4
2008-09 / Enrolled: 87	86.2	83.1	78
2009-10 / Enrolled: 100	74	81.7	78.3
2010-11 / Enrolled: 104	69.2	82.8	79.2

Reading



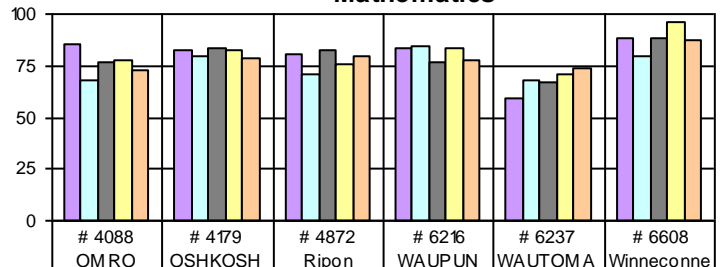
	# 4088 OMRO	# 4179 OSHKOSH	# 4872 Ripon	# 6216 WAUPUN	# 6237 WAUTOMA	# 6608 Winneconne
2006-07	86.2	80	89.3	89.8	71.7	88
2007-08	77.8	78.8	84.2	83.7	77	91.3
2008-09	76.6	83.2	83.3	79.6	66.3	90.2
2009-10	80	81.4	75.5	87	76.3	90.4
2010-11	80.2	80.9	84.1	86.7	82	92.5

Mathematics



	District FAY	CESA	State
2006-07 / Enrolled: 103	75.7	78.3	73.1
2007-08 / Enrolled: 98	74.5	77.3	72.9
2008-09 / Enrolled: 87	81.6	79.3	75.3
2009-10 / Enrolled: 100	81	78.9	75.4
2010-11 / Enrolled: 104	65.4	76	73

Mathematics



	# 4088 OMRO	# 4179 OSHKOSH	# 4872 Ripon	# 6216 WAUPUN	# 6237 WAUTOMA	# 6608 Winneconne
2006-07	85.1	82.7	80.6	83.3	59.6	88
2007-08	67.8	79.3	70.8	84.4	67.8	79.8
2008-09	76.6	83.8	82.6	76.3	67.4	88.2
2009-10	77.5	82.3	75.5	83.7	71.1	95.7
2010-11	72.9	79.1	79.6	77.3	74.2	87.7