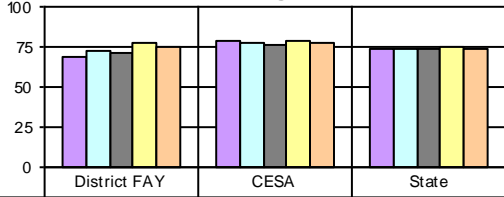


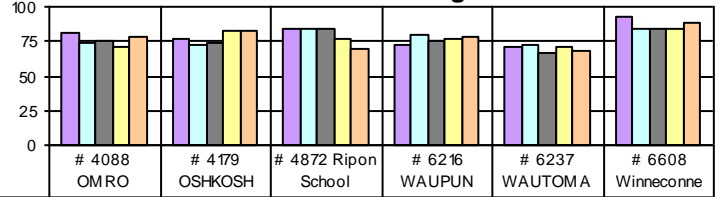
CESA # 6 and District Comparisons - WKCE Proficiency Grade: 10
 All Students (FAY) - Proficiency Scores - Percentage Proficient and Advanced

Reading



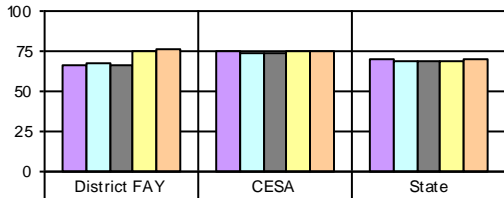
Year / Enrolled	District FAY	CESA	State
2006-07 / Enrolled: 122	68.9	79	74.2
2007-08 / Enrolled: 160	72.5	78	73.9
2008-09 / Enrolled: 132	71.2	76.7	74.2
2009-10 / Enrolled: 141	77.3	79.2	75.5
2010-11 / Enrolled: 123	75.6	77.2	73.9

Reading



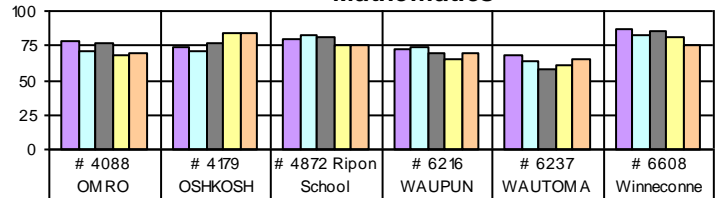
Year	# 4088 OMRO	# 4179 OSHKOSH	# 4872 Ripon School	# 6216 WAUPUN	# 6237 WAUTOMA	# 6608 Winneconne
2006-07	81.1	76.4	83.6	72.8	70.6	92.2
2007-08	73.3	72.3	84	80.3	71.9	83.6
2008-09	76	73.5	83.5	75.8	67	83.8
2009-10	71.7	82.4	77.3	77.1	70.8	83.5
2010-11	77.9	82.7	69.9	78.4	67.4	88.3

Mathematics



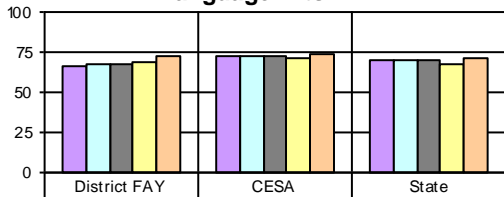
Year / Enrolled	District FAY	CESA	State
2006-07 / Enrolled: 122	66.4	75.1	69.9
2007-08 / Enrolled: 160	67.5	73.8	68.7
2008-09 / Enrolled: 132	66.7	73.3	68.5
2009-10 / Enrolled: 141	75.2	74.4	69.1
2010-11 / Enrolled: 123	76.4	75	70.1

Mathematics



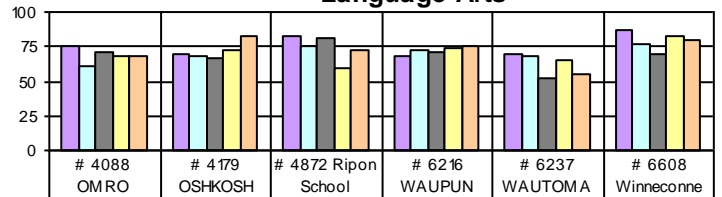
Year	# 4088 OMRO	# 4179 OSHKOSH	# 4872 Ripon School	# 6216 WAUPUN	# 6237 WAUTOMA	# 6608 Winneconne
2006-07	78.9	73.9	79.7	72.8	67.9	87.5
2007-08	70.9	70.3	83.2	73.4	64	81.9
2008-09	77.1	76.2	81.8	69.5	57.7	85.4
2009-10	67.7	84	74.8	65.6	60.4	81.1
2010-11	69.8	84.3	75.7	69.8	65.2	75.8

Language Arts



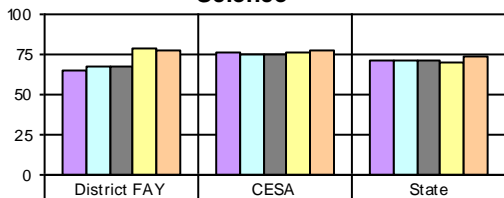
Year / Enrolled	District FAY	CESA	State
2006-07 / Enrolled: 122	66.4	72.8	70.6
2007-08 / Enrolled: 160	68.1	72.3	69.8
2008-09 / Enrolled: 132	67.4	72	70.2
2009-10 / Enrolled: 141	68.8	71.6	67.4
2010-11 / Enrolled: 123	72.4	74.1	70.8

Language Arts



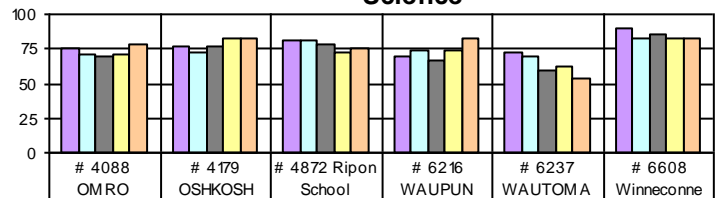
Year	# 4088 OMRO	# 4179 OSHKOSH	# 4872 Ripon School	# 6216 WAUPUN	# 6237 WAUTOMA	# 6608 Winneconne
2006-07	75.8	69.6	82.8	68.5	69.7	86.7
2007-08	60.5	67.8	75.2	72.9	67.5	76.7
2008-09	70.8	66.9	81	71.1	52.6	69.2
2009-10	67.7	72.7	59.7	73.9	65.6	81.9
2010-11	67.4	82.3	72.8	74.7	55.4	79.2

Science



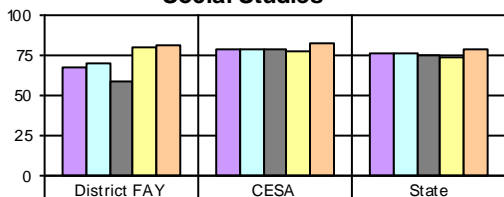
Year / Enrolled	District FAY	CESA	State
2006-07 / Enrolled: 122	64.8	76.2	71.3
2007-08 / Enrolled: 160	66.9	75.1	71.7
2008-09 / Enrolled: 132	67.4	75.1	70.9
2009-10 / Enrolled: 141	78.7	76.3	70.6
2010-11 / Enrolled: 123	77.2	77.7	73.2

Science



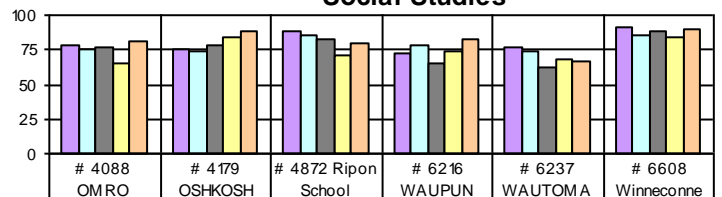
Year	# 4088 OMRO	# 4179 OSHKOSH	# 4872 Ripon School	# 6216 WAUPUN	# 6237 WAUTOMA	# 6608 Winneconne
2006-07	75.8	77.5	80.5	69.1	72.5	89.8
2007-08	70.9	72.1	80.8	74.5	69.3	82.8
2008-09	69.8	77.3	77.7	67.2	58.8	85.4
2009-10	70.7	82.1	73.1	74.5	62.5	81.9
2010-11	77.9	81.9	75	82.1	53.3	82.5

Social Studies



Year / Enrolled	District FAY	CESA	State
2006-07 / Enrolled: 122	67.2	79.2	75.7
2007-08 / Enrolled: 160	69.4	78.9	75.9
2008-09 / Enrolled: 132	59.1	78.3	75.2
2009-10 / Enrolled: 141	79.4	78.1	73.9
2010-11 / Enrolled: 123	81.3	82.3	78.4

Social Studies



Year	# 4088 OMRO	# 4179 OSHKOSH	# 4872 Ripon School	# 6216 WAUPUN	# 6237 WAUTOMA	# 6608 Winneconne
2006-07	77.9	75.4	88.3	72.8	76.1	91.4
2007-08	75.6	74	84.8	78.2	74.6	86.2
2008-09	77.1	78.5	82.6	64.8	62.9	87.7
2009-10	65.7	84	71.4	73.9	67.7	84.3
2010-11	81.4	89	79.4	82.7	66.3	89.2

*Note: WKCE scores do not include WAA